



SQUARE Wall 2x2

Wall mounted

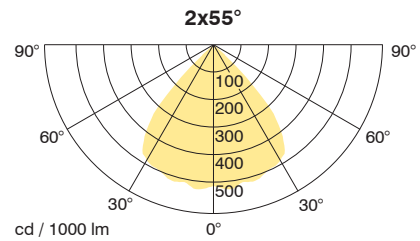
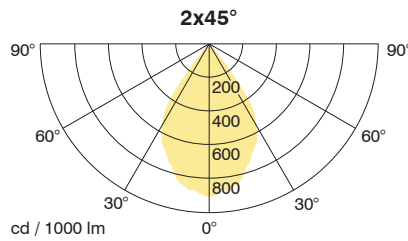
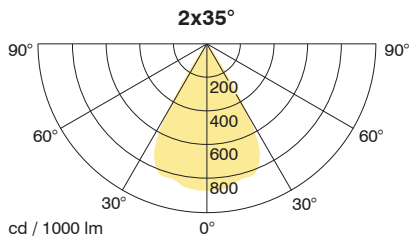
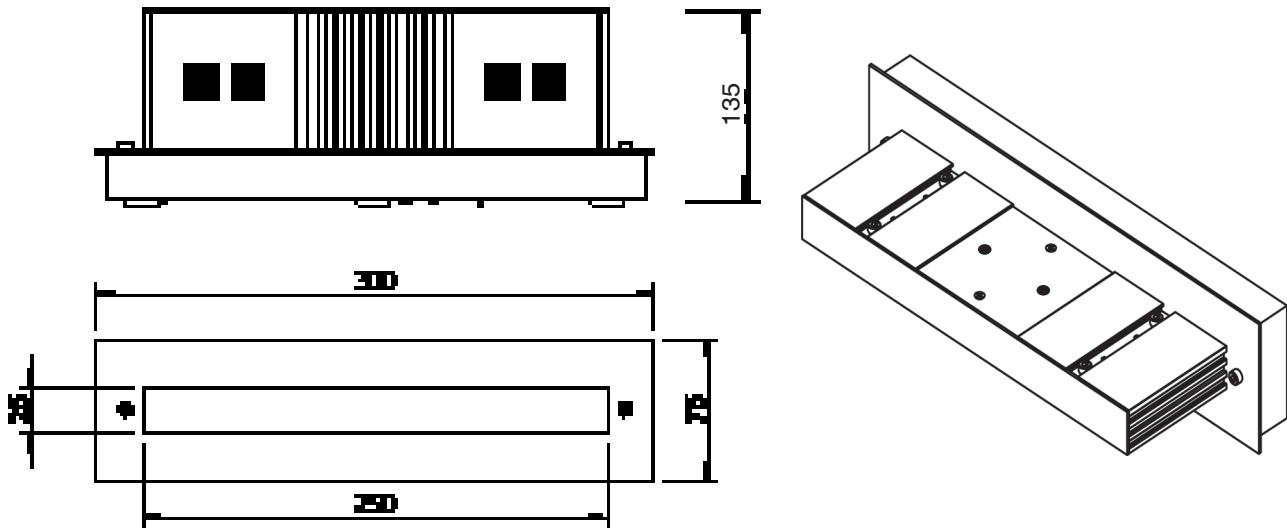
The optional 2-channel controls the warm, neutral / cold-white LED chips and enables a dynamic color temperature adjustment.



Reflector detail in original size.
Outlet: 15x15 mm



| | |
|--------------------------------|---|
| Lamp | 2x2LP direct / 2LP indirect |
| LED lumen output | direct: 4x180lm / indirect: 2x180lm |
| Reflector | Reflector: aluminium coated polycarbonate, micro faceted |
| Control gear | LED driver internal |
| Dimming (options) | 1–10 V, DALI, Push |
| Luminaire type, assembly | Wall mounted |
| Dimensions | L x W x H 300 x 135 x 75 mm |
| Cast, heat sink | Sheet steel, extruded aluminium profile anodized |
| Colour / finish | Powder coated, RAL 9016 (other RAL colors optional) |
| Protection marking, compliance | IP20, CE |
| Specials | Customized versions, more light colours or colour renderings on request |



Article number: _ _ _ _ _

| Luminaire type | Identification | Reflector / Beam angle | Color temperature | CRI | Driver | RAL |
|------------------|----------------|------------------------|----------------------|-----|-------------|-------------------|
| J = Wall mounted | 3850 | P = 2x35° | 27 = 2700 K | 70 | EV = On/Off | 0000 = None |
| | | T = 2x45° | 30 = 3000 K | 80 | AV = 1-10V | 1000 - 9018 = RAL |
| | | W = 2x55° | 40 = 4000 K | 90 | DA = Dali | |
| | | | 57 = 5700 K | | PH = Push | |
| | | | 98 = 2200 K - 5000 K | | | |
| | | 99 = 2700 K - 5700 K | | | | |