




LINE 65 FFF-Wallwasher

surface mounted luminaire

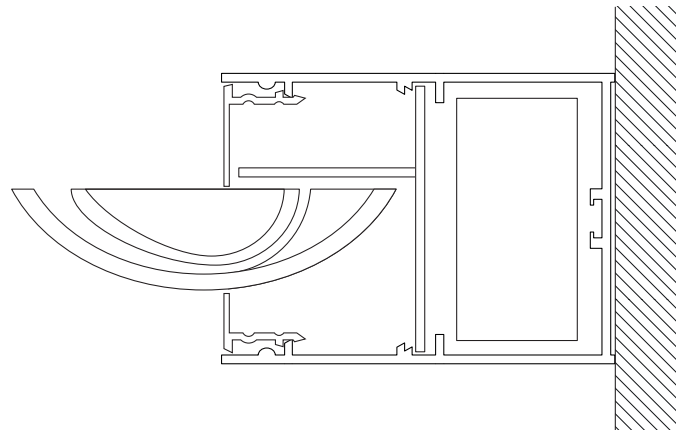
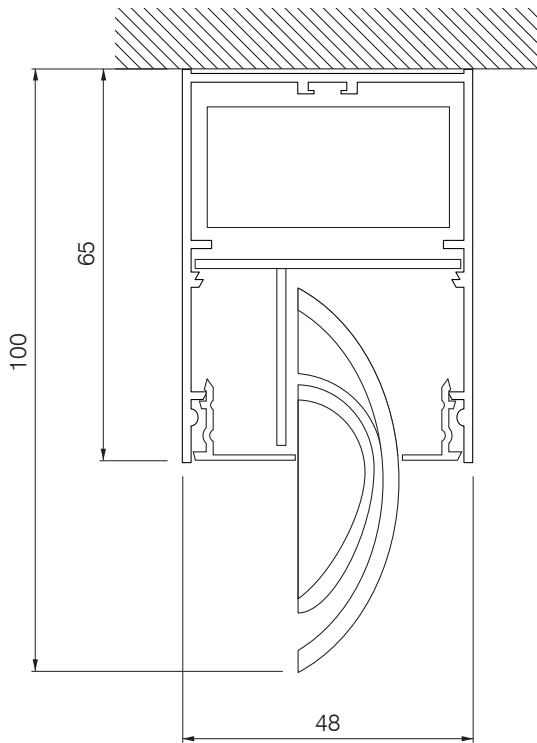
Wallwasher with optimized longitudinal glare. Even in a lateral position or point of view in the light, the viewer is not dazzled. Ideal application areas are corridors, shelves, galleries and museums.

The 2-channel version enables dynamic color temperature adjustment through the combination of warm white and cool white LED chips.

Complex Freeform faceted reflector for a precise light control and perfect glare control



Lamp	2 W pro Power LED
Lumen output	approx. 100 lm/W
Lighting technology	Reflector: aluminium coated polycarbonate, micro faceted
Control gear	LED driver internal
Dimming (options)	1–10 V, DALI, Push
Luminaire type, assembly	surface mounted
Dimensions	B 48 mm, H 100 mm, L= XX
Cast, heat sink	Extruded aluminum profile Lens: Plastic
Colour / finish	Powder coating, RAL 9016 (optional RAL color as desired) Optional: natural anodised or black
Protection marking, compliance	IP20, CE
Specials	Customized versions, more light colours or color renderings on request



on/off = EV

1-10 V = AV

Dali = DA

Push = PH

Please replace the item number placeholder XX with the listed operating device options:

Light distribution	Light colour	Colour rendering	Control gear	Order No.	+RAL
asymmetrisch 	2700 K	CRI 80	1-10 V, DALI, Push	I 3200 A 2780 XX	9016
		CRI 90	1-10 V, DALI, Push	I 3200 A 2790 XX	9016
	3000 K	CRI 80	1-10 V, DALI, Push	I 3200 A 3080 XX	9016
		CRI 90	1-10 V, DALI, Push	I 3200 A 3090 XX	9016
	4000 K	CRI 80	1-10 V, DALI, Push	I 3200 A 4080 XX	9016
		CRI 90	1-10 V, DALI, Push	I 3200 A 4090 XX	9016
	2200 - 5000 K	CRI 80	1-10 V, DALI, Push	I 3200 A 9880 XX	9016
	2700 - 5700 K	CRI 80 - 70	1-10 V, DALI, Push	I 3200 A 9980 XX	9016