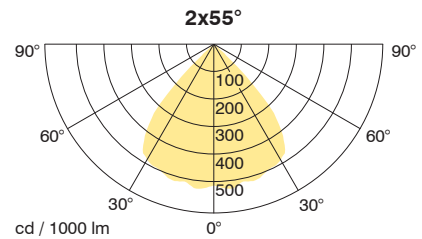
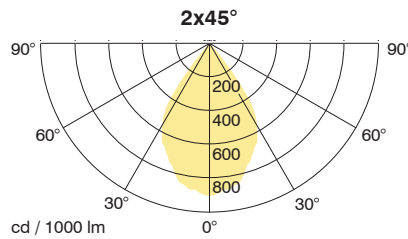
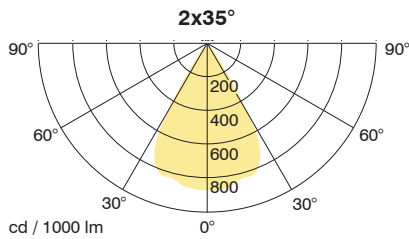
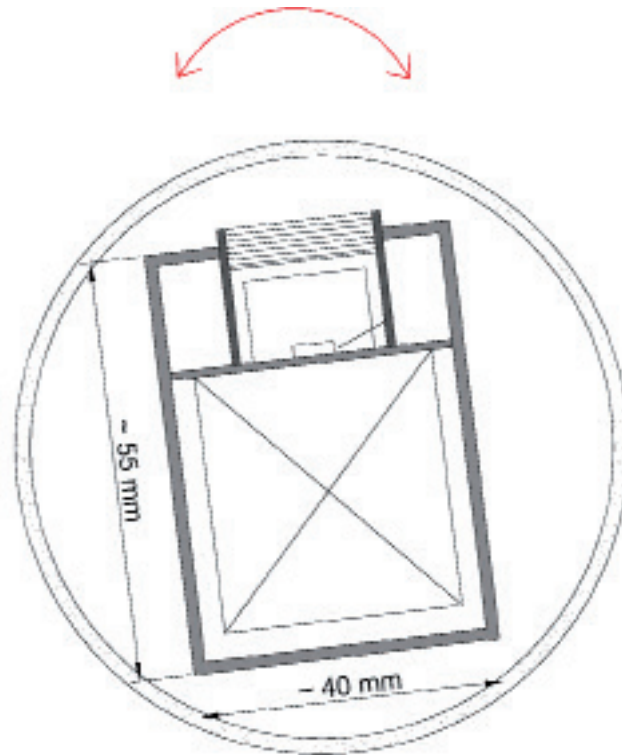




LINE TUBE SQUARE IP65

mounted luminaire

Lamp	High power LEDs, 2W, light point spacing 50 mm
Lumen output	approx. 100 lm/W
Lighting technology	Reflector: aluminium coated polycarbonate, micro faceted
Control gear	LED driver internal
Dimming (options)	1–10 V, DALI, Push
Luminaire type, assembly	surface mounted, mounting bracket, adjustable
Dimensions	W= 40mm, H= 55mm, L=1000mm (typical)
Cast, heat sink	Extruded aluminium profile, acrylic pipe
Colour /finish	Powder coated, RAL 9016 (other RAL colors optional)
Protection marking, compliance	IP65, CE
Specials	Customized versions, more light colours or color renderings on request



Article number: - - - - -

Luminaire type	Identification	Reflector / Beam angle	Color temperature	CRI	Driver	RAL
I = Mounted	8450	P = 2x35°	27 = 2700 K	70	EV = On/Off	0000 = None
		T = 2x45°	30 = 3000 K	80	AV = 1-10V	1000 - 9018 = RAL
		W = 2x55°	40 = 4000 K	90	DA = Dali	
			57 = 5700 K		PH = Push	
			98 = 2200 K - 5000 K			
		99 = 2700 K - 5700 K				