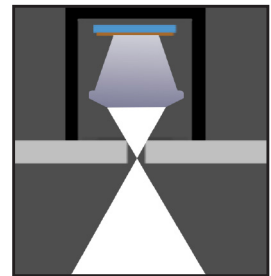


## LFO 4x4

mounted luminaire

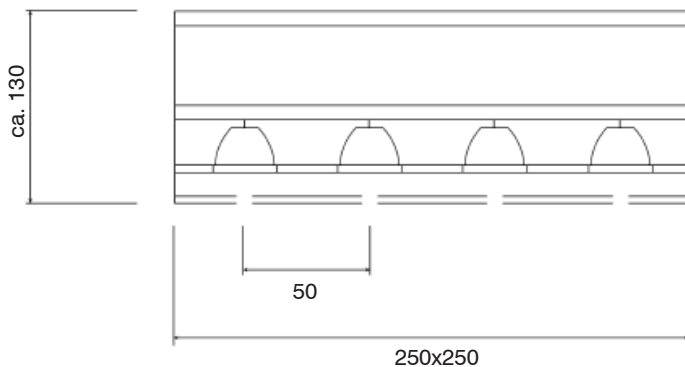
Mounted luminaire with Power LEDs optimized for a uniform and glare-free illumination. Perfect as an energy-saving replacement of conventional lighting systems.

The lens LFO is designed and calculated so that the light is focused and spreads glare-free down into the room, creating a natural light atmosphere.

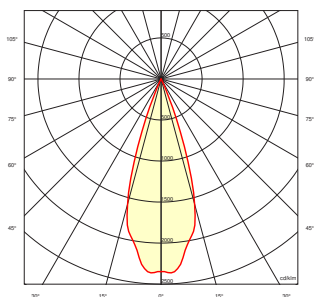


Lamp	High Power LED 1-2W (Cree / Seoul / Nichia / etc.)
Lumen output (LED)*	16x1W: 1968lm at 350mA   16x1,5W: 2880lm at 500mA   16x2W: 3470lm at 700mA
Reflector / Optics	Lens optics PMMA, light point distance 50mm
Control Gear, Dimming (option)	LED driver <i>internal</i> , DALI (others on request)
Luminaire type, assembly	Mounted
Dimensions	LxWxH=250x250x130mm
Cast, heat sink, Protection	Extruded aluminium profile anodized , IP20
Colour / finish	Powder coated, RAL 9016 (other RAL colors optional)
Extras	EVG, Customized versions, more light colours or color renderings on request

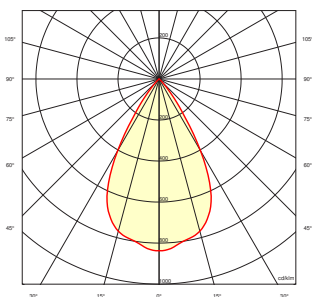
\*: At 3000K CRI 80



LFO 2020 (2x20°)



LFO 3838 (2x38°)



Article number: - - - - -

Luminaire type	Identification	Reflector / Beam angle	Color temperature*	CRI	Driver	RAL
I = mounted	<b>5702</b>	<b>I = 2x20°</b>	<b>27</b> = 2700 K	<b>70</b>	<b>EV</b> = On/Off	<b>0000</b> = None
			<b>30</b> = 3000 K	<b>80</b>	<b>AV</b> = 1-10V	<b>1000 - 9018</b> = RAL
			<b>40</b> = 4000 K	<b>90</b>	<b>DA</b> = Dali	
			<b>57</b> = 5700 K		<b>PH</b> = Push	
			<b>98</b> = 2200 K - 5000 K			
		<b>99</b> = 2700 K - 5700 K				

\*: Further color temperatures possible