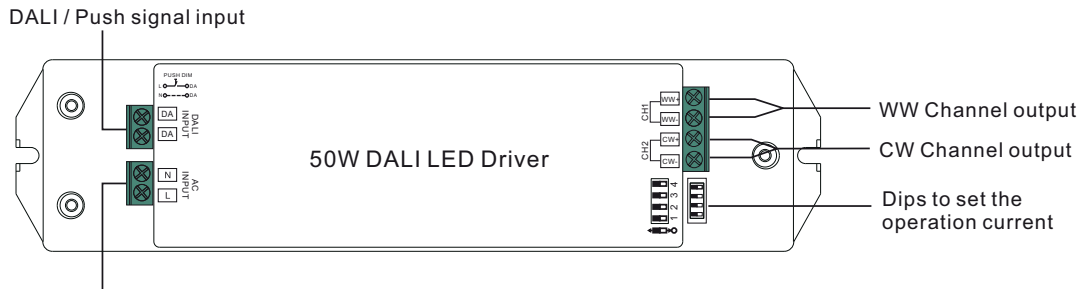
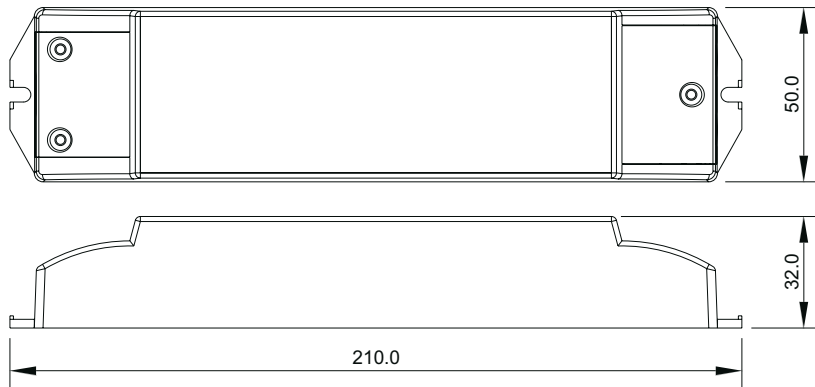


50W DALI Tuneable White Dimmable DT8 Driver DT8-C-CC-50W-2/250-1000mA



AC 200-240V input
Product Data

Product Dimension



Output	LED Channel	2							
	Selectable Current	250mA	300mA	350mA	400mA	450mA	500mA	550mA	600mA
	DC Voltage Range	8-52V	8-52V	8-52V	8-52V	8-52V	8-52V	8-52V	8-52V
	Selectable Current	650mA	700mA	750mA	800mA	850mA	900mA	950mA	1000mA
	DC Voltage Range	8-52V	8-52V	8-52V	8-52V	8-52V	8-52V	8-52V	8-50V
	Current Tolerance	±5%							
	Rated Power	Max. 50W							
Input	Voltage Range	200 – 240V AC							
	Frequency	50/60Hz							
	Power Factor (Typ.)	> 0.97							
	Total Harmonic Distortion	THD ≤ 8% (@ full load / 230VAC)							
	Efficiency (Typ.)	87% @ 230VAC full load							
	AC Current (Typ.)	0.27A @ 230VAC							
	Inrush Current (Typ.)	COLD START Max. 2A at 230VAC							
	Leakage Current	< 0.5mA /230VAC							
Control	Dimming Interface	DALI DT8 (DALI consumption<2mA)/ PUSH							
	Dimming Range	0.1% – 100%							
	Dimming Method	Amplitude dimming (PWM dimming under 1%)							
	Dimming Curve	Logarithmic/Linear							
Protection	Short Circuit	Yes, recovers automatically after fault condition is removed							
	Over Current	Yes, recovers automatically after fault condition is removed							
	Over Temperature	Yes, recovers automatically after fault condition is removed							

Environment	Working Temp.	-20°C ~ +45°C
	Max. Case Temp.	75°C (Ta="45°C")
	Working Humidity	10% ~ 95% RH non-condensing
	Storage Temp. & Humidity	-40°C ~ +80°C, 10% ~ 95% RH
Safety&EMC	Safety Standards	ENEC EN61347-1, EN61347-2-13 approved
	Withstand Voltage	I/P-O/P: 3.75KVAC
	EMC Emission	EN55015, EN61000-3-2, EN61000-3-3
	EMC Immunity	EN61547, EN61000-4-2,3,4,5,6,8,11
Others	MTBF	191300H, MIL-HDBK-217F @ 230VAC at full load and 25 ambient temperature
	Dimension	210 x 50 x 32mm (LxWxH)

Dips to set the operation current



	1	2	3	4
250mA	○	○	○	○
300mA	○	○	○	●
350mA	○	○	●	○
400mA	○	○	●	●
450mA	○	●	○	○
500mA	○	●	○	●
550mA	○	●	○	○
600mA	○	●	●	●

	1	2	3	4
650mA	●	○	○	○
700mA	●	○	○	●
750mA	●	○	●	○
800mA	●	○	●	●
850mA	●	●	○	○
900mA	●	●	○	●
950mA	●	●	●	○
1000mA	●	●	●	●



- Dimmable DALI DT8 LED driver for tunable white
- In compliance with IEC 62386-101:2014, IEC 62386-102:2014, IEC 62386-207 Ed2, IEC 62386-209:2011
- Built-in DALI-2 interface, DALI DT8 device
- Amplitude dimming (PWM dimming under 1%), flicker free
- Smooth and deep dimming to 0.1%
- 2 channels constant current output , max. output power 50W
- Dip switches to select operation current from 250mA-1000mA
- Class II power supply, full isolated plastic case
- DALI DT8 device to control Warm White and Cool White output via a single DALI address
- High power factor and efficiency, stand-by power consumption less than 0.5W
- Color temperature adjustment according to DALI specifications of Device Type 8, Color Type Tc.
- Compatible with universal DALI masters that support DT8 commands
- IP20 rating, suitable for indoor LED lighting applications
- 5 years warranty

Operation

1. DALI Address Assigned by DALI Masters

DALI address can be assigned by DALI Master controller automatically, please refer to user manuals of compatible DALI Masters for specific operations.

2. Tunable White Colour Range

The driver has 2 output channels used to control the intensity and temperature of white colour as well known as "Tunable White". The controlled colour temperature range is 2700K-6500K.

3. Power On Level

Power on level is a DALI parameter that defines the level of a control gear after power is restored. The factory default power on level for this driver is MASK, which means that when the power is restored, the driver will keep the same light intensity as before.

4. Push Dimmer Mode

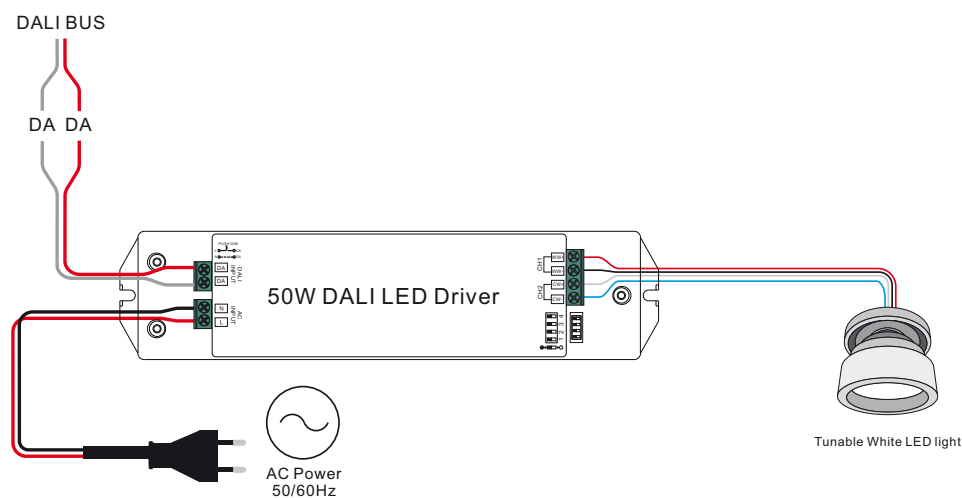
While connected with a AC PUSH, the digital display will show "PD" which means Push Dimmer Mode, operations under Push Dimmer Mode are as follows:

1.1. Click the button to switch ON/OFF

1.2. Press and hold down the button to increase or decrease light intensity to desired level and release it, then repeat the operation to adjust light intensity to opposite direction. The dimming range is from 0.1% to 100%.

1.3. Memory function after power off or power failure enables the device to memorize the status before power off while power on again.

1. With DALI Bus



2. With PUSH dimmer

