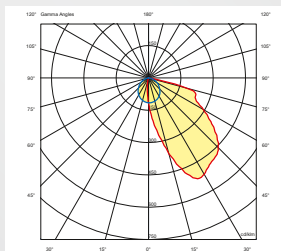



Lichtpunktabstand/Light point distance:	25mm, 50mm
Treiber/Driver:	Integriert/Integrated
Leistung/Wattage:	10W – 120W
Leuchtenlichtstrom/Real Luminous Flux:	966 lm – 10309 lm
Lichtverteilung/Beam angle:	Asymmetrisch/Asymmetric
Max. Wirkungsgrad/Max. Efficiency:	ca. 71%
Farbtemperatur/Color Temperature:	2200K – 5700K
CRI:	>80, >90
Schutzklasse/Protection Class:	I
Schutzart/IP-Protection:	IP20
Oberfläche Gehäuse/Casing Finish:	Pulverbeschichtet/Powder Coated
Sonderausführung/Custom versions:	Auf Anfrage/On request

asymmetrisch/asymmetric

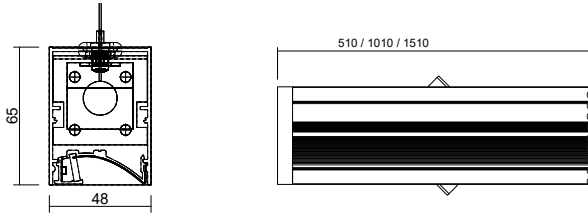


MONO



WALLWASHER LINE 65 PENDEL/PENDANT LP25

Lichtpunktabstand 25mm/Light point distance 25mm

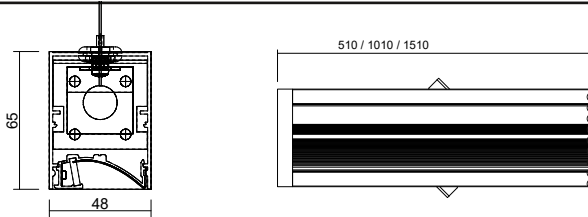


Produkt ID Länge / length	Bestromung, Leistung + Lichtstrom/ Current, wattage + luminous flux		
	@350mA 001 = 1W / LED	@500mA 015 = 1,5W / LED	@700mA 002 = 2W / LED
1674 = 510mm	20W / 1931 lm	30W / 2584 lm	40W / 3436 lm
1675 = 1010mm	40W / 3862 lm	60W / 5169 lm	80W / 6873 lm
1676 = 1510mm	60W / 5794 lm	90W / 7753 lm	120W / 10309 lm

für/for 3000K, CRI90 Weitere Ausführungen auf Anfrage / Other versions on request

WALLWASHER LINE 65 PENDEL/PENDANT LP50

Lichtpunktabstand 50mm/Light point distance 50mm



Produkt ID Länge / length	Bestromung, Leistung + Lichtstrom/ Current, wattage + luminous flux		
	@350mA 001 = 1W / LED	@500mA 015 = 1,5W / LED	@700mA 002 = 2W / LED
1677 = 510mm	10W / 966 lm	15W / 1292 lm	20W / 1718 lm
1678 = 1010mm	20W / 1931 lm	30W / 2584 lm	40W / 3436 lm
1679 = 1510mm	30W / 2897 lm	45W / 3877 lm	60W / 5155 lm

für/for 3000K, CRI90 Weitere Ausführungen auf Anfrage / Other versions on request

Lichtquelle Energieeffizienz Light source energy efficiency 3000K			
---	--	--	--




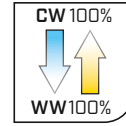
ARTIKELNUMMER / ARTICLE NUMBER:



Produktkennung Product ID	Verbrauch Wattage	Treiber Driver	Abstrahlwinkel Beam Angle	Farbtemperatur Color Temperature	CRI CRI	Farbe Color Finish	Extras Accessories
1674	001 = 1W	X = Ohne/None	A = Asymmetric	27 = 2700K	8 = 80	01 = RAL 9016 ○	X = Ohne/None
1675	015 = 1,5W	Y = DALI		30 = 3000K	9 = 90	02 = RAL 9006 ●	
1676	002 = 2W	Z = On/Off		35 = 3500K		03 = RAL 9005 ●	
1677				40 = 4000K		04 = RAL 7016 ●	
1678				50 = 5000K*		05 = DB703 ●	
1679				57 = 5700K*			

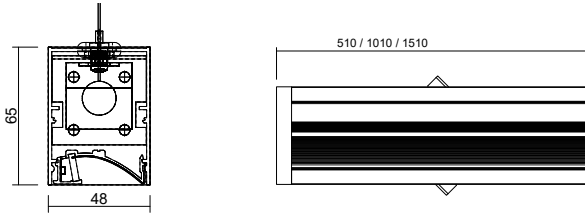
Andere Farbkombinationen oder Temperaturen möglich/Other color combinations or temperatures possible
*5000K und 5700K nur CRI 80/ 5000K and 5700K only CRI 80

TUNABLE WHITE



WALLWASHER LINE 65 PENDEL/PENDANT LP25

Lichtpunktabstand 25mm/Light point distance 25mm

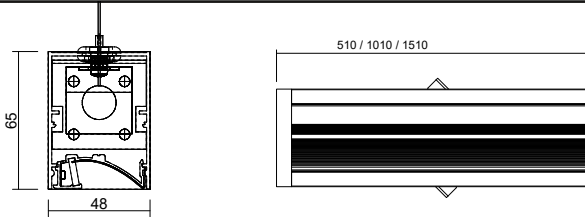


Produkt ID Länge / length	Bestromung, Leistung + Lichtstrom/ Current, wattage + luminous flux
1680 = 510mm	40W / (2534 lm / 3197 lm)
1681 = 1010mm	80W / (5069 lm / 6394 lm)
1682 = 1510mm	120W / (7603 lm / 9590 lm)

für/for 2700K-5000K, CRI90 Weitere Ausführungen auf Anfrage / Other versions on request

WALLWASHER LINE 65 PENDEL/PENDANT LP50

Lichtpunktabstand 50mm/Light point distance 50mm



Produkt ID Länge / length	Bestromung, Leistung + Lichtstrom/ Current, wattage + luminous flux
1683 = 510mm	20W / (1267 lm / 1598 lm)
1684 = 1010mm	40W / (2534 lm / 3197 lm)
1685 = 1510mm	60W / (3802 lm / 4795 lm)

für/for 2700K-5000K, CRI90 Weitere Ausführungen auf Anfrage / Other versions on request

Lichtquelle Energieeffizienz
Light source energy efficiency
2700K - 5000K



ARTIKELNUMMER / ARTICLE NUMBER:



Produktkennung Product ID	Verbrauch Wattage	Treiber Driver	Abstrahlwinkel Beam Angle	Farbtemperatur Color Temperature	CRI CRI	Farbe Color Finish	Extras Accessories
1680	002 = 2W	X = Ohne/None	A = Asymmetric	T1 = 2200K - 4000K	8 = 80	01 = RAL 9016 ○	X = Ohne/None
1681		W = DALI DT8		T2 = 2200K - 4500K	9 = 90	02 = RAL 9006 ●	
1682				T3 = 2200K - 5000K		03 = RAL 9005 ●	
1683				T4 = 2200K - 5700K*		04 = RAL 7016 ●	
1684				T5 = 2700K - 4000K		05 = DB703 ●	
1685				T6 = 2700K - 4500K			
				T7 = 2700K - 5000K			
				T8 = 2700K - 5700K*			

Andere Farbkombinationen oder Temperaturen möglich/Other color combinations or temperatures possible

*5700K nur CRI 80/ 5700K only CRI 80