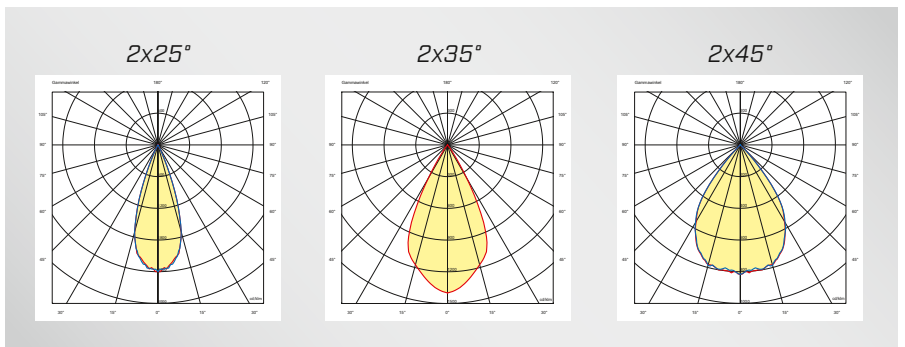
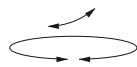
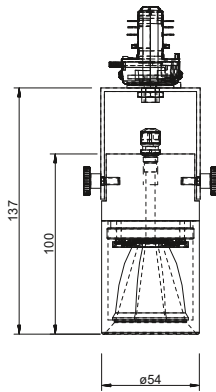



Lichtpunktabstand/Light point distance:	n/a
Treiber/Driver:	Integriert im Stromschienenadapter/ Integrated in the track adapter
Leistung/Wattage:	13W
Leuchtenlichtstrom/Real Luminous Flux:	1058 lm
Lichtverteilung/Beam angle:	2x25°, 2x35°, 2x45°
Max. Wirkungsgrad/Max. Efficiency:	ca. 89%
Farbtemperatur/Color Temperature:	2200K – 5700K
CRI:	>80, >90
Schutzklasse/Protection Class:	III
Schutzart/IP-Protection:	IP20
Oberfläche Gehäuse/Casing Finish:	Pulverbeschichtet/Powder Coated
Sonderausführung/Custom versions:	Auf Anfrage/On request



MONO



Dreh-Kippgelenk/adjustable

	Bestromung, Leistung + Lichtstrom/ Current, wattage + luminous flux
Produkt ID	013 = 13W @350mA
2144	1058 lm
<i>Lichtquelle Energieeffizienz Light source energy efficiency 3000K</i>	
für/for 3000K, CRI90 und 2x45° Weitere Ausführungen auf Anfrage / Other versions on request	



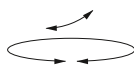
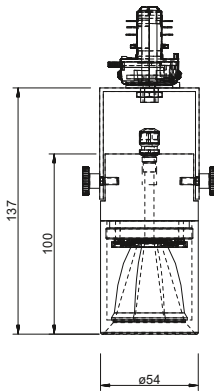
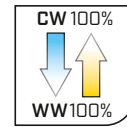
ARTIKELNUMMER / ARTICLE NUMBER:



Produktkennung Product ID	Verbrauch Wattage	Treiber Driver	Abstrahlwinkel Beam Angle	Farbtemperatur Color Temperature	CRI CRI	Farbe Color Finish	Extras Accessories
2144	013 = 13W	X = Ohne/None	Q = 2x25°	27 = 2700K	8 = 80	01 = RAL 9016 ○	X = Ohne/None
		Y = DALI	G = 2x35°	30 = 3000K	9 = 90	02 = RAL 9006 ●	
		Z = On/Off	H = 2x45°	35 = 3500K		03 = RAL 9005 ●	
				40 = 4000K		04 = RAL 7016 ●	
				50 = 5000K		05 = DB703 ●	
				57 = 5700K			

Andere Farbkombinationen oder Temperaturen möglich/Other color combinations or temperatures possible

TUNABLE WHITE



Dreh-Kippgelenk/adjustable

	Bestromung, Leistung + Lichtstrom/ Current, wattage + luminous flux
Produkt ID	016 = 16W @700mA
2145	1253 lm / 1581 lm
<i>Lichtquelle Energieeffizienz Light source energy efficiency 2700K - 5000K</i>	

für/for 2700K-5000K, CRI90 und 2x45° Weitere Ausführungen auf Anfrage / Other versions on request



ARTIKELNUMMER / ARTICLE NUMBER:



Produktkennung Product ID	Verbrauch Wattage	Treiber Driver	Abstrahlwinkel Beam Angle	Farbtemperatur Color Temperature	CRI CRI	Farbe Color Finish	Extras Accessories
2145	016 = 16W	X = Ohne/None	Q = 2x25°	T1 = 2200K - 4000K	8 = 80	01 = RAL 9016 ○	X = Ohne/None
		W = DALI DT8	G = 2x35°	T2 = 2200K - 4500K	9 = 90	02 = RAL 9006 ●	
			H = 2x45°	T3 = 2200K - 5000K		03 = RAL 9005 ●	
				T4 = 2200K - 5700K*		04 = RAL 7016 ●	
				T5 = 2700K - 4000K		05 = DB703 ●	
				T6 = 2700K - 4500K			
				T7 = 2700K - 5000K			
				T8 = 2700K - 5700K*			

Andere Farbkombinationen oder Temperaturen möglich/Other color combinations or temperatures possible

*5700K nur CRI 80/ 5700K only CRI 80