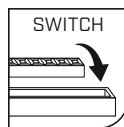
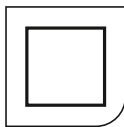
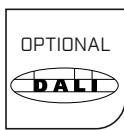

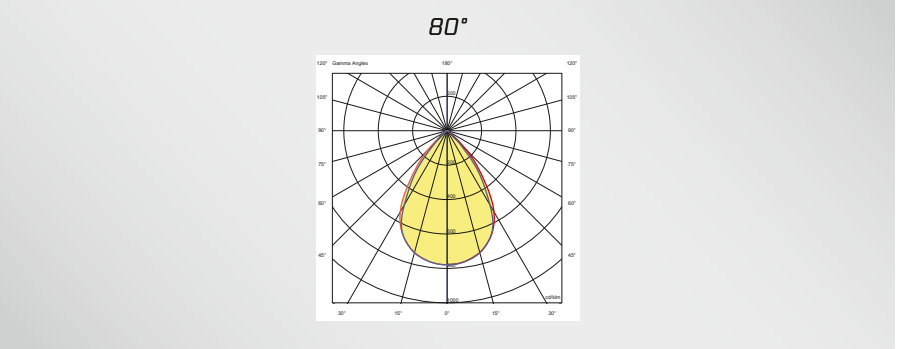





L2



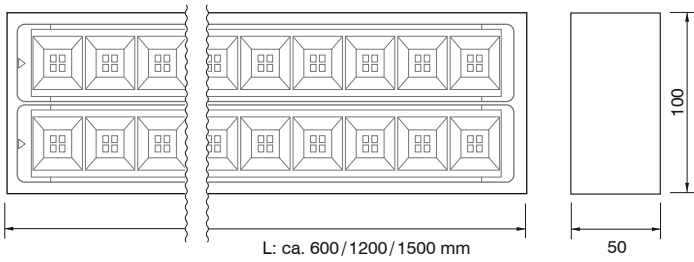
Lichtpunktabstand/Light point distance:	n.a.
Treiber/Driver:	Intern/Internal
Leistung/Wattage:	2x max. 20W/39W/53W
Lichtstrom/Luminous Flux:	2x max. 2880lm/5430lm/8000 lm
Lichtverteilung/Beam angle:	80°
Farbtemperatur/Color Temperature:	3000K, 3500K, 4000K (5000K,6000K auf Anfrage/on request)
CRI:	>80
Schutzklasse/Protection Class:	II
Schutzart/IP-Protection:	IP20
UGR:	UGR < 19
Oberfläche Gehäuse/Casing Finish:	Pulverbeschichtet/Powder Coated
Sonderausführung/Custom versions:	Montage als Pendel- Aufbau- und Einbauleuchte möglich/ Possible as a pendant, surface-mounted or recessed luminaire



MODULAR LIGHTING SYSTEM



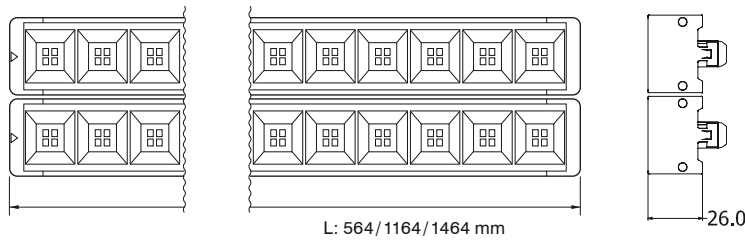
ABMESSUNG GEHÄUSE/HOUSING DIMENSIONS



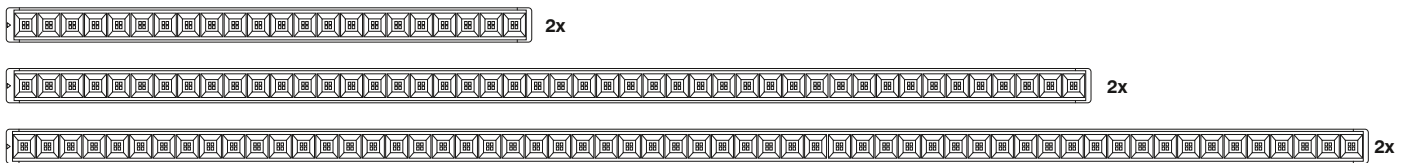
Produkt ID Länge / length	Bestromung, Verbrauch + Lichtstrom/ Current, wattage + luminous flux
2590 = 600mm	2x max. 20W / 2880 lm* @800mA
2591 = 1200mm	2x max. 39W / 5430 lm* @800mA
2592 = 1500mm	2x max. 53W / 8000 lm* @1100mA

*bei 4000K/at 4000K

ABMESSUNG LICHT EINHEITEN/DIMENSIONS OF LIGHTING UNITS



LICHT EINHEIT/LIGHTING UNIT



Produktkennung Product ID	Verbrauch Wattage	Farbtemperatur Color Temperature	CRI	Für Leuchtentyp For luminaire type
LS-L060-30(35,40)*-90	20W	3000K - 4000K**	80	L1/L2
LS-L120-30(35,40)*-90	39W	3000K - 4000K**	80	L1/L2
LS-L150-30(35,40)*-90	53W	3000K - 4000K**	80	L1/L2

* Artikelnummer abhängig von der Lichtfarbe / Article number depending on the color temperature
 ** 5000K/6000K nur auf Anfrage / only on request



LEUCHE+LICHT EINHEIT

ARTIKELNUMMER / ARTICLE NUMBER:



Produktkennung Product ID	Verbrauch Wattage	Farbe Gehäuse Color Casing	Treiber Driver	Abstrahlwinkel Beam Angle	Farbtemperatur Color Temperature	CRI	Farbe Blenden Color Cover	Extras Accessories
2590 = 590mm	020 = 2x20W	W = White ○	X = Ohne/None	X = 80°	30 = □ 3000K	8 = 80	03 = Black ●	X=Ohne/None
2591 = 1190mm	039 = 2x39W	B = Black ● *	Y = DALI		35 = □ 3500K		11 = Chrome ●	S = Stahlseil-abhängung-Set/ suspension kit
2592 = 1490mm	053 = 2x53W		Z = On/Off		40 = □ 4000K			
					50 = □ 5000K**			
					60 = □ 6000K**			

Andere Farbkombinationen oder Temperaturen möglich/Other color combinations or temperatures possible
 * Gehäusefarbe Grau auf Anfrage / casing color grey on request ** 5000K/6000K nur auf Anfrage / only on request