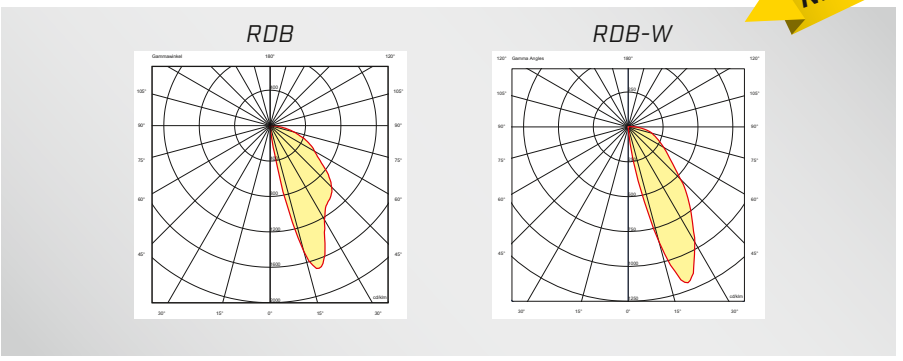



Lichtpunktabstand/Light point distance:	40mm, 80mm
Treiber/Driver:	Extern/External
Leistung/Wattage:	6W – 72W
Leuchtenlichtstrom/Real Luminous Flux:	694 lm – 7405 lm
Lichtverteilung/Beam angle:	Asymmetrisch/Asymmetric
Max. Wirkungsgrad/Max. Efficiency:	ca. 85%
Farbtemperatur/Color Temperature:	2200K – 5700K
CRI:	>80, >90
Schutzklasse/Protection Class:	III
Schutzart/IP-Protection:	IP20
Oberfläche Gehäuse/Casing Finish:	Pulverbeschichtet/Powder Coated
Sonderausführung/Custom versions:	Auf Anfrage/On request

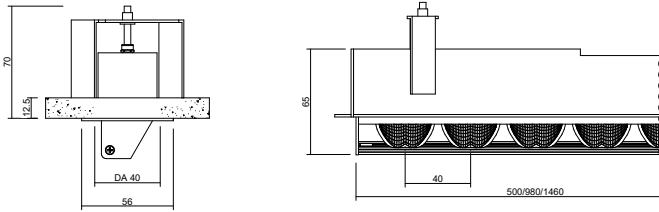




MONO

FFF RDB HALBEINBAU / SEMI RECESSED LP40

Lichtpunktabstand 40mm / Light point distance 40mm

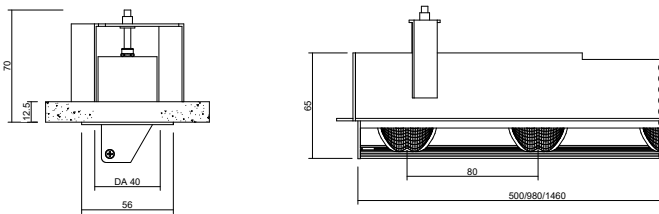


Produkt ID Länge / length	Bestromung, Leistung + Lichtstrom/ Current, wattage + luminous flux		
	@350mA 001 = 1W / LED	@500mA 015 = 1,5W / LED	@700mA 002 = 2W / LED
1886 = 500mm	12W / 1387 lm	18W / 1856 lm	24W / 2468 lm
1887 = 980mm	24W / 2774 lm	36W / 3713 lm	48W / 4937 lm
1888 = 1460mm	36W / 4162 lm	54W / 5569 lm	72W / 7405 lm

für/for 3000K, CRI90 Weitere Ausführungen auf Anfrage / Other versions on request

FFF RDB HALBEINBAU / SEMI RECESSED LP80

Lichtpunktabstand 80mm / Light point distance 80mm



Produkt ID Länge / length	Bestromung, Leistung + Lichtstrom/ Current, wattage + luminous flux		
	@350mA 001 = 1W / LED	@500mA 015 = 1,5W / LED	@700mA 002 = 2W / LED
1889 = 500mm	6W / 694 lm	9W / 928 lm	12W / 1234 lm
1890 = 980mm	12W / 1387 lm	18W / 1856 lm	24W / 2468 lm
1891 = 1460mm	18W / 2081 lm	27W / 2785 lm	36W / 3703 lm

für/for 3000K, CRI90 Weitere Ausführungen auf Anfrage / Other versions on request

Lichtquelle Energieeffizienz Light source energy efficiency 3000K	D	A	G	D	A	G	E	A	G
---	---	---	---	---	---	---	---	---	---


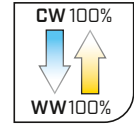


ARTIKELNUMMER / ARTICLE NUMBER:

Produktkennung Product ID	Verbrauch Wattage	Treiber Driver	Abstrahlwinkel Beam Angle	Farbtemperatur Color Temperature	CRI CRI	Farbe Color Finish	Extras Accessories
1886	001 = 1W	X = Ohne/None	000 = RDB	27 = 2700K	8 = 80	01 = RAL 9016 ○	X = Ohne/None
1887	015 = 1,5W	Y = DALI		30 = 3000K	9 = 90	02 = RAL 9006 ●	
1888	002 = 2W	Z = On/Off		35 = 3500K		03 = RAL 9005 ●	
1889				40 = 4000K		04 = RAL 7016 ●	
1890				50 = 5000K*		05 = DB703 ●	
1891				57 = 5700K*			

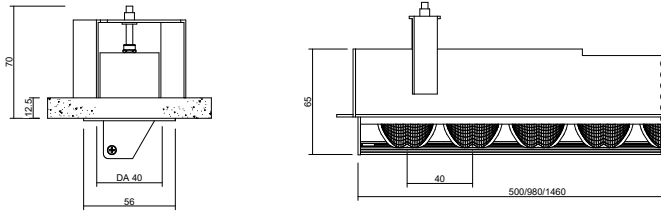
Andere Farbkombinationen oder Temperaturen möglich / Other color combinations or temperatures possible
 *5000K und 5700K nur CRI 80 / 5000K and 5700K only CRI 80

TUNABLE WHITE



FFF RDB HALBEINBAU / SEMI RECESSED LP40

Lichtpunktabstand 40mm / Light point distance 40mm

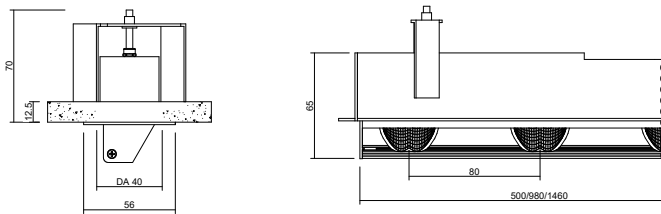


Produkt ID Länge / length	Bestromung, Leistung + Lichtstrom/ Current, wattage + luminous flux
	002 = max. 2W per Lichtpunkt / Light point @700mA
1892 = 500mm	24W / (1795 lm / 2264 lm)
1893 = 980mm	48W / (3590 lm / 4529 lm)
1894 = 1460mm	72W / (5386 lm / 6793 lm)

für/for 2700K-5000K, CRI90 und 2x38° Weitere Ausführungen auf Anfrage / Other versions on request

FFF RDB HALBEINBAU / SEMI RECESSED LP80

Lichtpunktabstand 80mm / Light point distance 80mm



Produkt ID Länge / length	Bestromung, Leistung + Lichtstrom/ Current, wattage + luminous flux
	002 = max. 2W per Lichtpunkt / Light point @700mA
1895 = 500mm	12W / (898 lm / 1132 lm)
1896 = 980mm	24W / (1795 lm / 2264 lm)
1897 = 1460mm	36W / (2693 lm / 3397 lm)

für/for 2700K-5000K, CRI90 und 2x38° Weitere Ausführungen auf Anfrage / Other versions on request

Lichtquelle Energieeffizienz
Light source energy efficiency
2700K - 5000K



ARTIKELNUMMER / ARTICLE NUMBER:




Produktkennung Product ID	Verbrauch Wattage	Treiber Driver	Abstrahlwinkel Beam Angle	Farbtemperatur Color Temperature	CRI CRI	Farbe Color Finish	Extras Accessories
1892	002 = 2W	X = Ohne/None	000 = RDB	T1 = 2200K - 4000K	8 = 80	01 = RAL 9016 ○	X = Ohne/None
1893		W = DALI DT8		T2 = 2200K - 4500K	9 = 90	02 = RAL 9006 ●	
1894				T3 = 2200K - 5000K		03 = RAL 9005 ●	
1895				T4 = 2200K - 5700K*		04 = RAL 7016 ●	
1896				T5 = 2700K - 4000K		05 = DB703 ●	
1897				T6 = 2700K - 4500K			
				T7 = 2700K - 5000K			
				T8 = 2700K - 5700K*			

Andere Farbkombinationen oder Temperaturen möglich / Other color combinations or temperatures possible

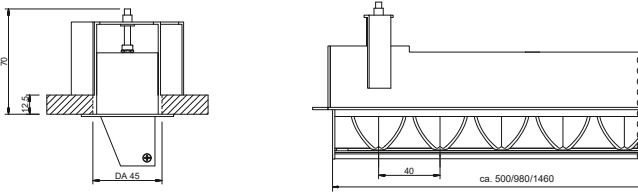
*5700K nur CRI 80 / 5700K only CRI 80

MONO



FFF RDB-W HALBEINBAU / SEMI RECESSED LP40

Lichtpunktabstand 40mm / Light point distance 40mm

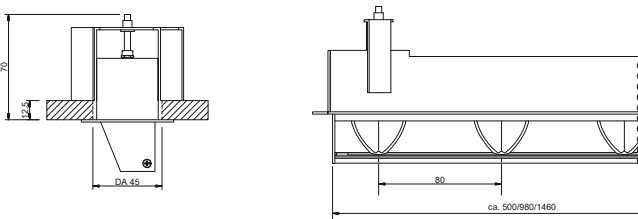


Produkt ID Länge / length	Bestromung, Leistung + Lichtstrom/ Current, wattage + luminous flux		
	@350mA 001 = 1W / LED	@500mA 015 = 1,5W / LED	@700mA 002 = 2W / LED
2763 = 500mm	12W / 1387 lm	18W / 1856 lm	24W / 2468 lm
2764 = 980mm	24W / 2774 lm	36W / 3713 lm	48W / 4937 lm
2765 = 1460mm	36W / 4162 lm	54W / 5569 lm	72W / 7405 lm

für/for 3000K, CRI90 Weitere Ausführungen auf Anfrage / Other versions on request

FFF RDB-W HALBEINBAU / SEMI RECESSED LP80

Lichtpunktabstand 80mm / Light point distance 80mm



Produkt ID Länge / length	Bestromung, Leistung + Lichtstrom/ Current, wattage + luminous flux		
	@350mA 001 = 1W / LED	@500mA 015 = 1,5W / LED	@700mA 002 = 2W / LED
2766 = 500mm	6W / 694 lm	9W / 928 lm	12W / 1234 lm
2767 = 980mm	12W / 1387 lm	18W / 1856 lm	24W / 2468 lm
2768 = 1460mm	18W / 2081 lm	27W / 2785 lm	36W / 3703 lm

für/for 3000K, CRI90 Weitere Ausführungen auf Anfrage / Other versions on request

Lichtquelle Energieeffizienz Light source energy efficiency 3000K			
---	--	--	--




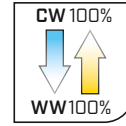
ARTIKELNUMMER / ARTICLE NUMBER:



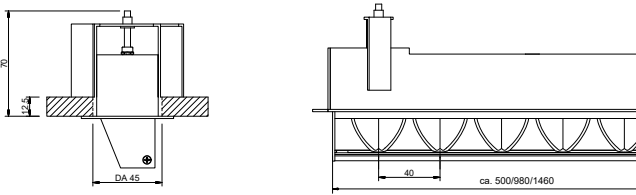
Produktkennung Product ID	Verbrauch Wattage	Treiber Driver	Abstrahlwinkel Beam Angle	Farbtemperatur Color Temperature	CRI CRI	Farbe Color Finish	Extras Accessories
2763	001 = 1W	X = Ohne/None	00W = RDB-W	27 = 2700K	8 = 80	01 = RAL 9016 ○	X = Ohne/None
2764	015 = 1,5W	Y = DALI		30 = 3000K	9 = 90	02 = RAL 9006 ●	
2765	002 = 2W	Z = On/Off		35 = 3500K		03 = RAL 9005 ●	
2766				40 = 4000K		04 = RAL 7016 ●	
2767				50 = 5000K*		05 = DB703 ●	
2768				57 = 5700K*			

Andere Farbkombinationen oder Temperaturen möglich / Other color combinations or temperatures possible
*5000K und 5700K nur CRI 80 / 5000K and 5700K only CRI 80

TUNABLE WHITE



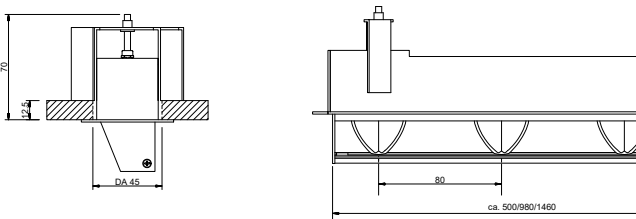
FFF RDB-W HALBEINBAU / SEMI RECESSED LP40



Produkt ID Länge / length	Bestromung, Leistung + Lichtstrom/ Current, wattage + luminous flux
	002 = max. 2W per Lichtpunkt / Light point @700mA
2769 = 500mm	24W / (1795 lm / 2264 lm)
2770 = 980mm	48W / (3590 lm / 4529 lm)
2771 = 1460mm	72W / (5386 lm / 6793 lm)

für/for 2700K-5000K, CRI90 und 2x38° Weitere Ausführungen auf Anfrage / Other versions on request

FFF RDB-W HALBEINBAU / SEMI RECESSED LP80



Produkt ID Länge / length	Bestromung, Leistung + Lichtstrom/ Current, wattage + luminous flux
	002 = max. 2W per Lichtpunkt / Light point @700mA
2772 = 500mm	12W / (898 lm / 1132 lm)
2773 = 980mm	24W / (1795 lm / 2264 lm)
2774 = 1460mm	36W / (2693 lm / 3397 lm)

für/for 2700K-5000K, CRI90 und 2x38° Weitere Ausführungen auf Anfrage / Other versions on request

Lichtquelle Energieeffizienz
Light source energy efficiency
2700K - 5000K



ARTIKELNUMMER / ARTICLE NUMBER:



Produktkennung Product ID	Verbrauch Wattage	Treiber Driver	Abstrahlwinkel Beam Angle	Farbtemperatur Color Temperature	CRI CRI	Farbe Color Finish	Extras Accessories
2769	002 = 2W	X = Ohne/None	00W = RDB-W	T1 = 2200K - 4000K	8 = 80	01 = RAL 9016 ○	X = Ohne/None
2770		W = DALI DT8		T2 = 2200K - 4500K	9 = 90	02 = RAL 9006 ●	
2771				T3 = 2200K - 5000K		03 = RAL 9005 ●	
2772				T4 = 2200K - 5700K*		04 = RAL 7016 ●	
2773				T5 = 2700K - 4000K		05 = DB703 ●	
2774				T6 = 2700K - 4500K			
				T7 = 2700K - 5000K			
				T8 = 2700K - 5700K*			

Andere Farbkombinationen oder Temperaturen möglich/Other color combinations or temperatures possible
*5700K nur CRI 80/ 5700K only CRI 80